

Chapter 14 JavaFX Basics



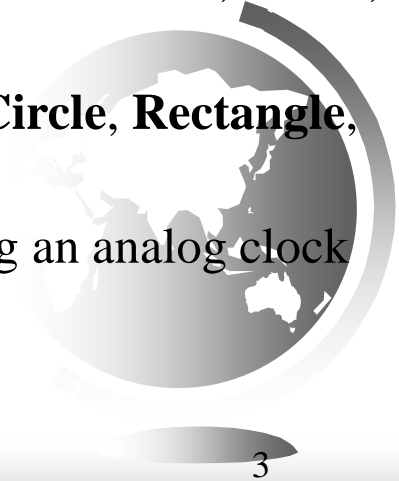
Motivations

JavaFX is a new framework for developing Java GUI programs. The JavaFX API is an excellent example of how the object-oriented principle is applied. This chapter serves two purposes. First, it presents the basics of JavaFX programming. Second, it uses JavaFX to demonstrate OOP. Specifically, this chapter introduces the framework of JavaFX and discusses JavaFX GUI components and their relationships.



Objectives

- ❑ To distinguish between JavaFX, Swing, and AWT (§14.2).
- ❑ To write a simple JavaFX program and understand the relationship among stages, scenes, and nodes (§14.3).
- ❑ To create user interfaces using panes, UI controls, and shapes (§14.4).
- ❑ To use binding properties to synchronize property values (§14.5).
- ❑ To use the common properties **style** and **rotate** for nodes (§14.6).
- ❑ To create colors using the **Color** class (§14.7).
- ❑ To create fonts using the **Font** class (§14.8).
- ❑ To create images using the **Image** class and to create image views using the **ImageView** class (§14.9).
- ❑ To layout nodes using **Pane**, **StackPane**, **FlowPane**, **GridPane**, **BorderPane**, **HBox**, and **VBox** (§14.10).
- ❑ To display text using the **Text** class and create shapes using **Line**, **Circle**, **Rectangle**, **Ellipse**, **Arc**, **Polygon**, and **Polyline** (§14.11).
- ❑ To develop the reusable GUI components **ClockPane** for displaying an analog clock (§14.12).



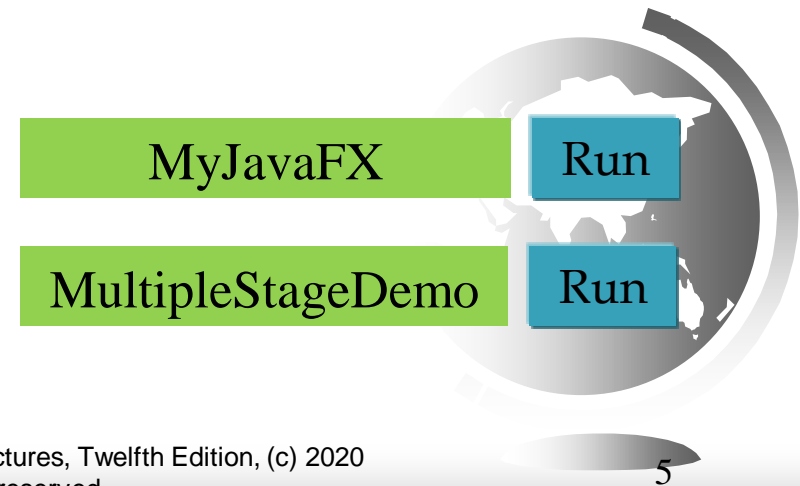
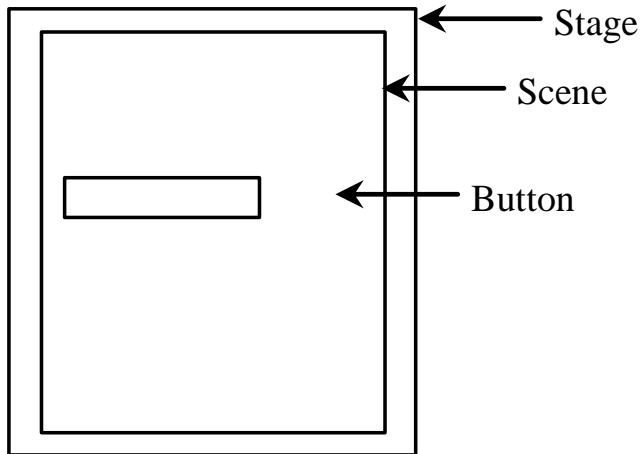
JavaFX vs Swing and AWT

Swing and AWT are replaced by the JavaFX platform for developing rich Internet applications.

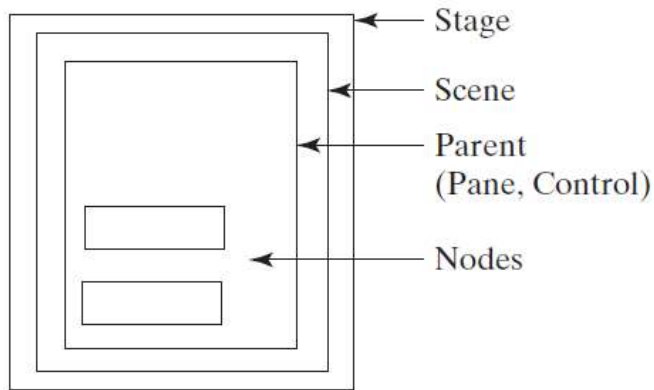
When Java was introduced, the GUI classes were bundled in a library known as the *Abstract Windows Toolkit (AWT)*. AWT is fine for developing simple graphical user interfaces, but not for developing comprehensive GUI projects. In addition, AWT is prone to platform-specific bugs. The AWT user-interface components were replaced by a more robust, versatile, and flexible library known as *Swing components*. Swing components are painted directly on canvases using Java code. Swing components depend less on the target platform and use less of the native GUI resource. With the release of Java 8, Swing is replaced by a completely new GUI platform known as *JavaFX*.

Basic Structure of JavaFX

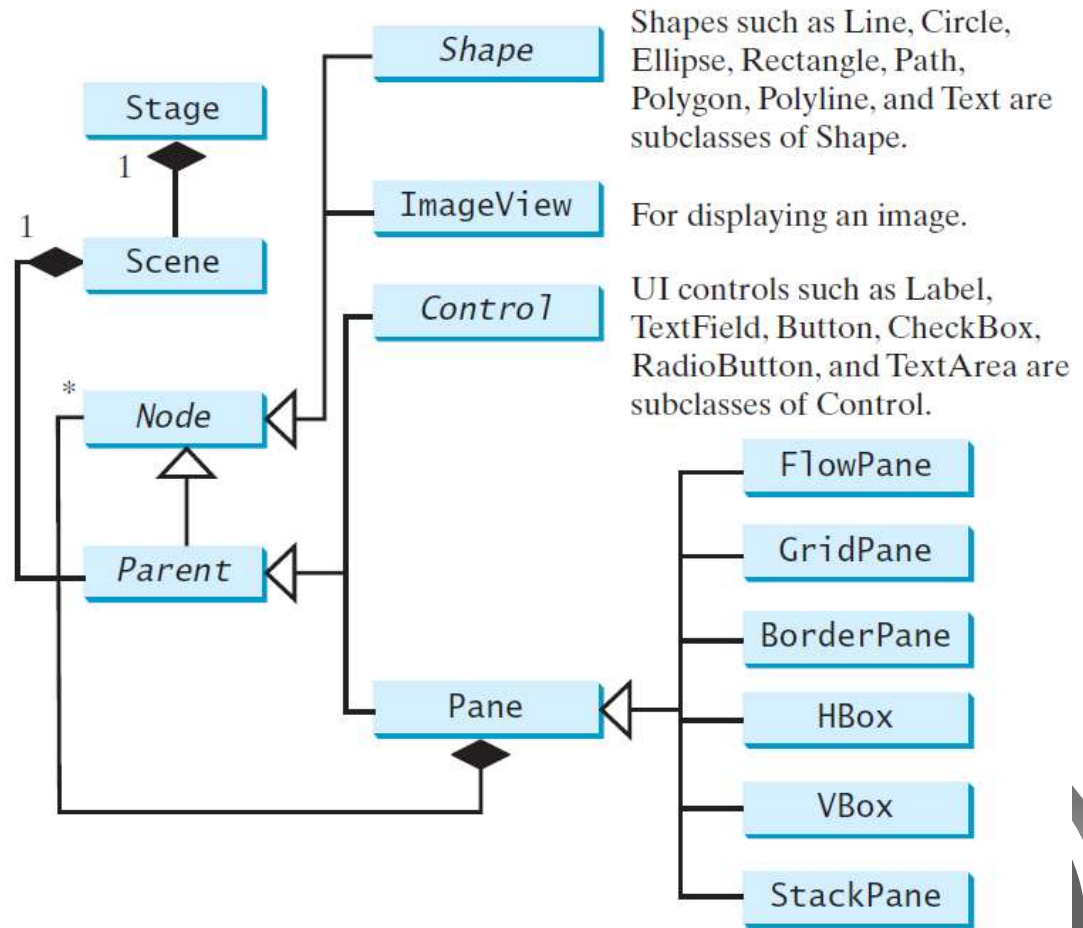
- Application
- Override the `start(Stage)` method
- Stage, Scene, and Nodes



Panes, UI Controls, and Shapes



(a)



Shape
Shapes such as Line, Circle, Ellipse, Rectangle, Path, Polygon, Polyline, and Text are subclasses of Shape.

ImageView
For displaying an image.


Control
UI controls such as Label, TextField, Button, CheckBox, RadioButton, and TextArea are subclasses of Control.

(b)

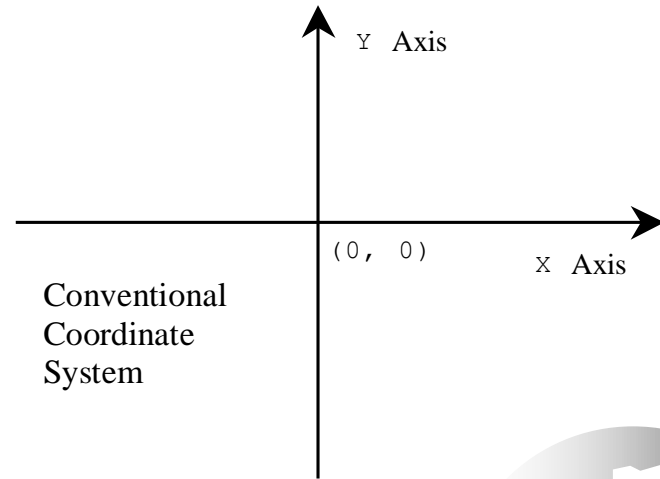
ButtonInPane Run

Display a Shape

This example displays a circle in the center of the pane.



Java
Coordinate
System



Conventional
Coordinate
System

ShowCircle

Run

Binding Properties

JavaFX introduces a new concept called *binding property* that enables a *target object* to be bound to a *source object*. If the value in the source object changes, the target property is also changed automatically. The target object is simply called a *binding object* or a *binding property*.



ShowCircleCentered

Run

Binding Property: getter, setter, and property getter

```
public class SomeClassName {  
  
    private PropertyType x;  
  
    /** Value getter method */  
    public PropertyValue getX() { ... }  
  
    /** Value setter method */  
    public void setX(PropertyType value) { ... }  
  
    /** Property getter method */  
    public PropertyType  
        xProperty() { ... }  
}
```

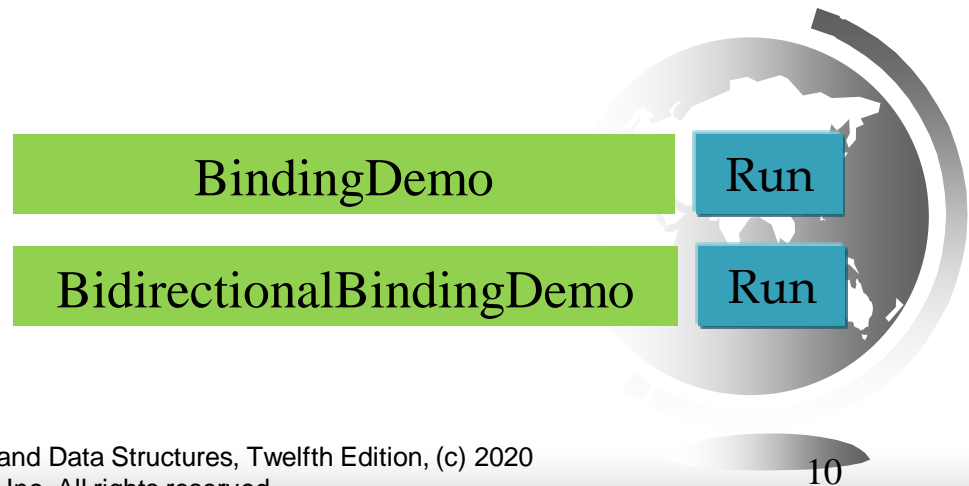
(a) x is a binding property

```
public class Circle {  
  
    private DoubleProperty centerX;  
  
    /** Value getter method */  
    public double getCenterX() { ... }  
  
    /** Value setter method */  
    public void setCenterX(double value) { ... }  
  
    /** Property getter method */  
    public DoubleProperty centerXProperty() { ... }  
}
```

(b) centerX is binding property

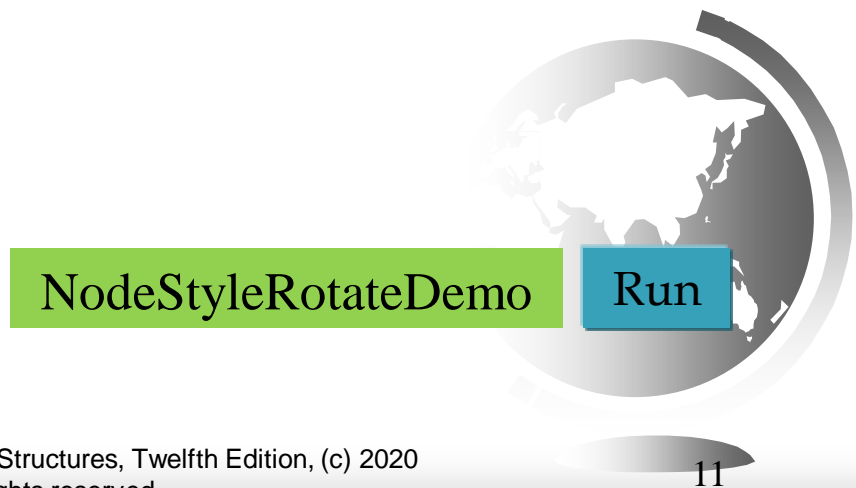


Uni/Bidirectional Binding



Common Properties and Methods for Nodes

- `style`: set a JavaFX CSS style
- `rotate`: Rotate a node



The Color Class

The getter methods for property values are provided in the class, but omitted in the UML diagram for brevity.

javafx.scene.paint.Color

```
-red: double
-green: double
-blue: double
-opacity: double

+Color(r: double, g: double, b: double, opacity: double)
+brighter(): Color
+darker(): Color
+color(r: double, g: double, b: double): Color
+color(r: double, g: double, b: double, opacity: double): Color
+rgb(r: int, g: int, b: int): Color
+rgb(r: int, g: int, b: int, opacity: double): Color
```

The red value of this Color (between 0.0 and 1.0).

The green value of this Color (between 0.0 and 1.0).

The blue value of this Color (between 0.0 and 1.0).

The opacity of this Color (between 0.0 and 1.0).

Creates a Color with the specified red, green, blue, and opacity values.

Creates a Color that is a brighter version of this Color.

Creates a Color that is a darker version of this Color.

Creates an opaque Color with the specified red, green, and blue values.

Creates a Color with the specified red, green, blue, and opacity values.

Creates a Color with the specified red, green, and blue values in the range from 0 to 255.

Creates a Color with the specified red, green, and blue values in the range from 0 to 255 and a given opacity.

The Font Class

The getter methods for property values are provided in the class, but omitted in the UML diagram for brevity.

javafx.scene.text.Font

-size: double
-name: String
-family: String

+Font(size: double)
+Font(name: String, size: double)
+font(name: String, size: double)
+font(name: String, w: FontWeight, size: double)
+font(name: String, w: FontWeight, p: FontPosture, size: double)
+getFamilies(): List<String>
+getFontNames(): List<String>

The size of this font.

The name of this font.

The family of this font.

Creates a Font with the specified size.

Creates a Font with the specified full font name and size.

Creates a Font with the specified name and size.

Creates a Font with the specified name, weight, and size.

Creates a Font with the specified name, weight, posture, and size.

Returns a list of font family names.

Returns a list of full font names including family and weight.

FontDemo

Run

The Image Class

`javafx.scene.image.Image`

`-error: ReadOnlyBooleanProperty`
`-height: ReadOnlyBooleanProperty`
`-width: ReadOnlyBooleanProperty`
`-progress: ReadOnlyBooleanProperty`

`+Image(filenameOrURL: String)`

The getter methods for property values are provided in the class, but omitted in the UML diagram for brevity.

Indicates whether the image is loaded correctly?

The height of the image.

The width of the image.

The approximate percentage of image's loading that is completed.

Creates an `Image` with contents loaded from a file or a URL.



The ImageView Class

javafx.scene.image.ImageView

-fitHeight: DoubleProperty
-fitWidth: DoubleProperty
-x: DoubleProperty
-y: DoubleProperty
-image: ObjectProperty<Image>

+ImageView()
+ImageView(image: Image)
+ImageView(filenameOrURL: String)

The getter and setter methods for property values and a getter for property itself are provided in the class, but omitted in the UML diagram for brevity.

The height of the bounding box within which the image is resized to fit.
The width of the bounding box within which the image is resized to fit.
The x-coordinate of the ImageView origin.
The y-coordinate of the ImageView origin.
The image to be displayed in the image view.

Creates an ImageView.
Creates an ImageView with the specified image.
Creates an ImageView with image loaded from the specified file or URL.

ShowImage

Run

Layout Panes

JavaFX provides many types of panes for organizing nodes in a container.

<i>Class</i>	<i>Description</i>
Pane	Base class for layout panes. It contains the <code>getChildren()</code> method for returning a list of nodes in the pane.
StackPane	Places the nodes on top of each other in the center of the pane.
FlowPane	Places the nodes row-by-row horizontally or column-by-column vertically.
GridPane	Places the nodes in the cells in a two-dimensional grid.
BorderPane	Places the nodes in the top, right, bottom, left, and center regions.
HBox	Places the nodes in a single row.
VBox	Places the nodes in a single column.



FlowPane

The getter and setter methods for property values and a getter for property itself are provided in the class, but omitted in the UML diagram for brevity.

javafx.scene.layout.FlowPane

-alignment: ObjectProperty<Pos>
-orientation:
 ObjectProperty<Orientation>
-hgap: DoubleProperty
-vgap: DoubleProperty

+FlowPane()
+FlowPane(hgap: double, vgap:
 double)
+FlowPane(orientation:
 ObjectProperty<Orientation>)
+FlowPane(orientation:
 ObjectProperty<Orientation>,
 hgap: double, vgap: double

The overall alignment of the content in this pane (default: Pos.LEFT).
The orientation in this pane (default: Orientation.HORIZONTAL).

The horizontal gap between the nodes (default: 0).

The vertical gap between the nodes (default: 0).

Creates a default FlowPane.

Creates a FlowPane with a specified horizontal and vertical gap.

Creates a FlowPane with a specified orientation.

Creates a FlowPane with a specified orientation, horizontal gap and vertical gap.

MultipleStageDemo

Run

GridPane

The getter and setter methods for property values and a getter for property itself are provided in the class, but omitted in the UML diagram for brevity.

javafx.scene.layout.GridPane

```
-alignment: ObjectProperty<Pos>
-gridLinesVisible: BooleanProperty
-hgap: DoubleProperty
-vgap: DoubleProperty

+GridPane()
+add(child: Node, columnIndex: int, rowIndex: int): void
+addColumn(columnIndex: int, children: Node...): void
+addRow(rowIndex: int, children: Node...): void
+getColumnIndex(child: Node): int
+setColumnIndex(child: Node, columnIndex: int): void
+getRowIndex(child: Node): int
+setRowIndex(child: Node, rowIndex: int): void
+setHalignment(child: Node, value: HPos): void
+setValignment(child: Node, value: VPos): void
```

The overall alignment of the content in this pane (default: `Pos.LEFT`).
Is the grid line visible? (default: `false`)

The horizontal gap between the nodes (default: 0).
The vertical gap between the nodes (default: 0).

Creates a `GridPane`.

Adds a node to the specified column and row.

Adds multiple nodes to the specified column.

Adds multiple nodes to the specified row.

Returns the column index for the specified node.

Sets a node to a new column. This method repositions the node.

Returns the row index for the specified node.

Sets a node to a new row. This method repositions the node.

Sets the horizontal alignment for the child in the cell.

Sets the vertical alignment for the child in the cell.

ShowGridPane

Run



BorderPane

javafx.scene.layout.BorderPane

-top: ObjectProperty<Node>
-right: ObjectProperty<Node>
-bottom: ObjectProperty<Node>
-left: ObjectProperty<Node>
-center: ObjectProperty<Node>

+BorderPane()

+setAlignment(child: Node, pos: Pos)

The getter and setter methods for property values and a getter for property itself are provided in the class, but omitted in the UML diagram for brevity.

The node placed in the top region (default: null).

The node placed in the right region (default: null).

The node placed in the bottom region (default: null).

The node placed in the left region (default: null).

The node placed in the center region (default: null).

Creates a BorderPane.

Sets the alignment of the node in the BorderPane.

ShowBorderPane

Run

HBox

The getter and setter methods for property values and a getter for property itself are provided in the class, but omitted in the UML diagram for brevity.

`javafx.scene.layout.HBox`

`-alignment: ObjectProperty<Pos>`
`-fillHeight: BooleanProperty`
`-spacing: DoubleProperty`

`+HBox()`
`+HBox(spacing: double)`
`+setMargin(node: Node, value: Insets): void`

The overall alignment of the children in the box (default: `Pos.TOP_LEFT`).
Is resizable children fill the full height of the box (default: `true`).
The horizontal gap between two nodes (default: `0`).

Creates a default HBox.

Creates an HBox with the specified horizontal gap between nodes.

Sets the margin for the node in the pane.



VBox

The getter and setter methods for property values and a getter for property itself are provided in the class, but omitted in the UML diagram for brevity.

javafx.scene.layout.VBox

-alignment: ObjectProperty<Pos>
-fillWidth: BooleanProperty
-spacing: DoubleProperty

+VBox()
+VBox(spacing: double)
+setMargin(node: Node, value: Insets): void

The overall alignment of the children in the box (default: Pos.TOP_LEFT).
Is resizable children fill the full width of the box (default: true).
The vertical gap between two nodes (default: 0).

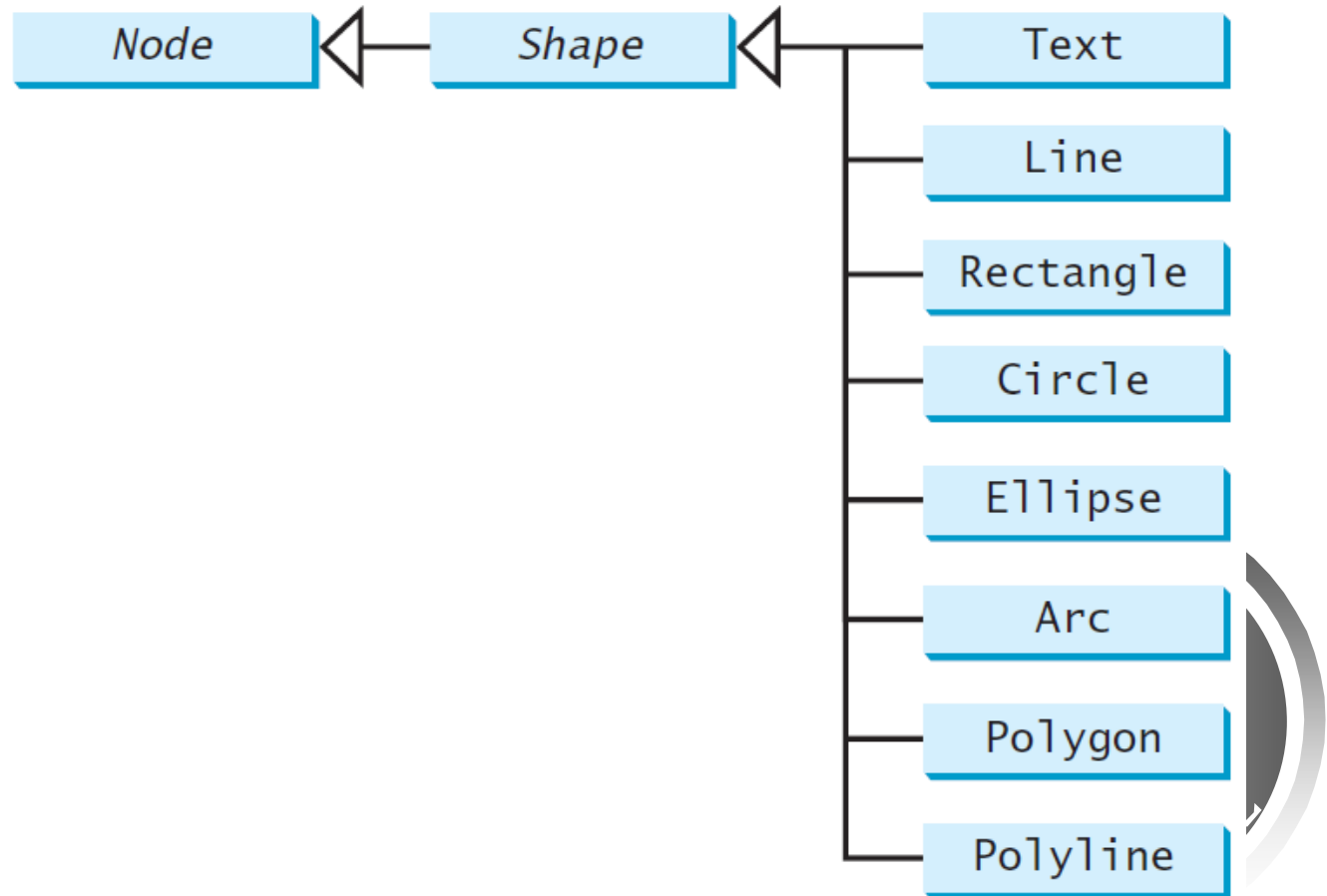
Creates a default VBox.
Creates a VBox with the specified horizontal gap between nodes.
Sets the margin for the node in the pane.

ShowHBoxVBox

Run

Shapes

JavaFX provides many shape classes for drawing texts, lines, circles, rectangles, ellipses, arcs, polygons, and polylines.



Text

The getter and setter methods for property values and a getter for property itself are provided in the class, but omitted in the UML diagram for brevity.

`javafx.scene.text.Text`

-text: StringProperty
-x: DoubleProperty
-y: DoubleProperty
-underline: BooleanProperty
-strikethrough: BooleanProperty
-font: ObjectProperty

+Text()
+Text(text: String)
+Text(x: double, y: double,
text: String)

Defines the text to be displayed.

Defines the x-coordinate of text (default 0).

Defines the y-coordinate of text (default 0).

Defines if each line has an underline below it (default false).

Defines if each line has a line through it (default false).

Defines the font for the text.

Creates an empty Text.

Creates a Text with the specified text.

Creates a Text with the specified x-, y-coordinates and text.

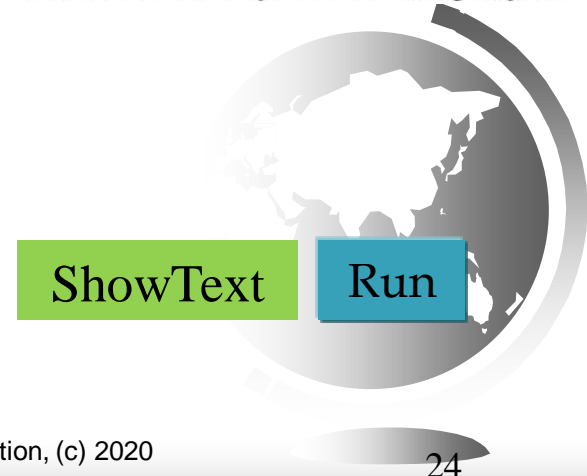
Text Example



(a) `Text(x, y, text)`

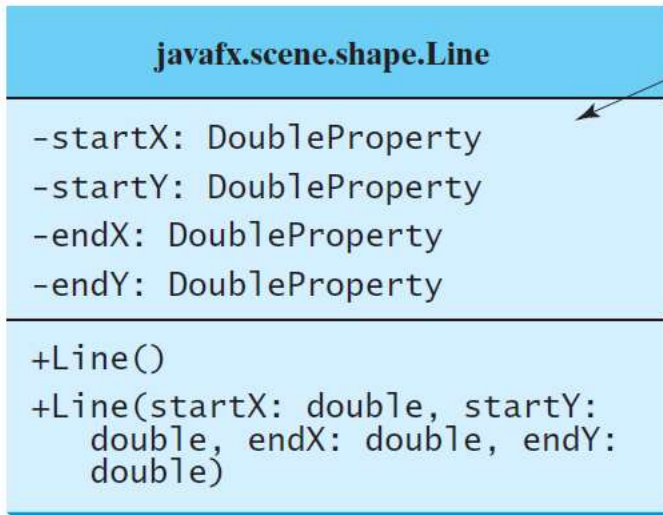


(b) *Three Text objects are displayed*



Line

The getter and setter methods for property values and a getter for property itself are provided in the class, but omitted in the UML diagram for brevity.



The x-coordinate of the start point.

The y-coordinate of the start point.

The x-coordinate of the end point.

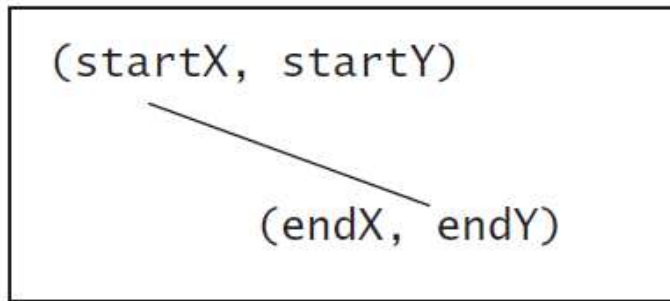
The y-coordinate of the end point.

Creates an empty `Line`.

Creates a `Line` with the specified starting and ending points.

`(0, 0)`

`(getWidth(), 0)`



ShowLine

Run

Rectangle

The getter and setter methods for property values and a getter for property itself are provided in the class, but omitted in the UML diagram for brevity.

javafx.scene.shape.Rectangle

-x: DoubleProperty
-y: DoubleProperty
-width: DoubleProperty
-height: DoubleProperty
-arcWidth: DoubleProperty
-arcHeight: DoubleProperty

+Rectangle()
+Rectangle(x: double, y: double, width: double, height: double)

The x-coordinate of the upper-left corner of the rectangle (default 0).

The y-coordinate of the upper-left corner of the rectangle (default 0).

The width of the rectangle (default: 0).

The height of the rectangle (default: 0).

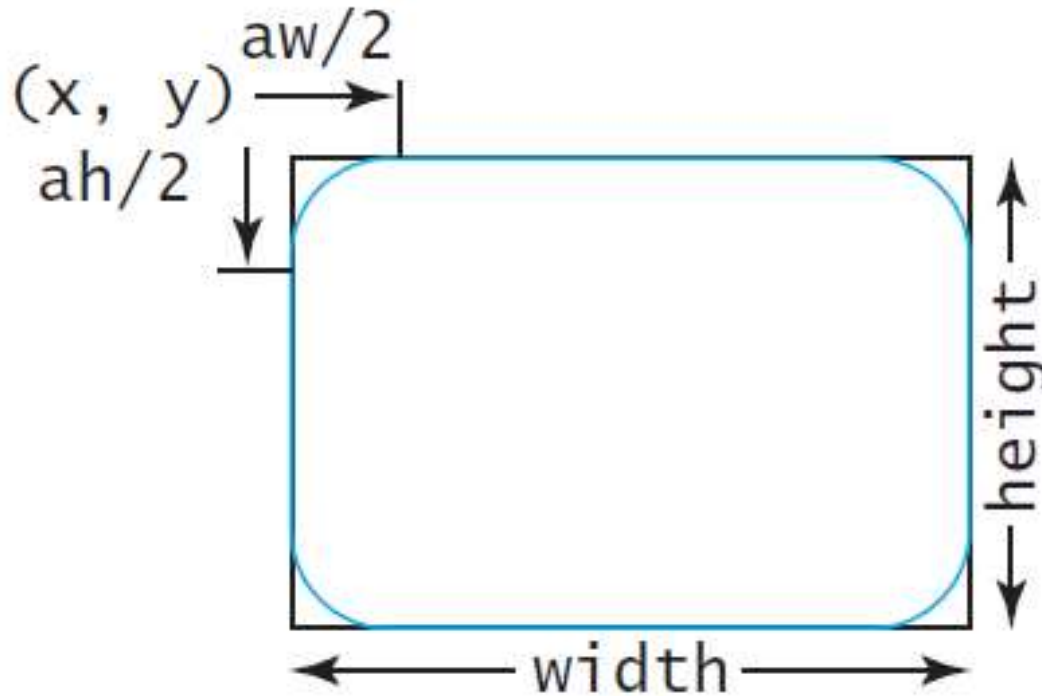
The arcWidth of the rectangle (default: 0). arcWidth is the horizontal diameter of the arcs at the corner (see Figure 14.31a).

The arcHeight of the rectangle (default: 0). arcHeight is the vertical diameter of the arcs at the corner (see Figure 14.31a).

Creates an empty Rectangle.

Creates a Rectangle with the specified upper-left corner point, width, and height.

Rectangle Example



(a) `Rectangle(x, y, w, h)`

ShowRectangle

Run

Circle

javafx.scene.shape.Circle

-centerX: DoubleProperty
-centerY: DoubleProperty
-radius: DoubleProperty

+Circle()
+Circle(x: double, y: double)
+Circle(x: double, y: double,
radius: double)

The getter and setter methods for property values and a getter for property itself are provided in the class, but omitted in the UML diagram for brevity.

The x-coordinate of the center of the circle (default 0).
The y-coordinate of the center of the circle (default 0).
The radius of the circle (default: 0).

Creates an empty Circle.

Creates a Circle with the specified center.

Creates a Circle with the specified center and radius.



Ellipse

The getter and setter methods for property values and a getter for property itself are provided in the class, but omitted in the UML diagram for brevity.

javafx.scene.shape.Ellipse

-centerX: DoubleProperty
-centerY: DoubleProperty
-radiusX: DoubleProperty
-radiusY: DoubleProperty

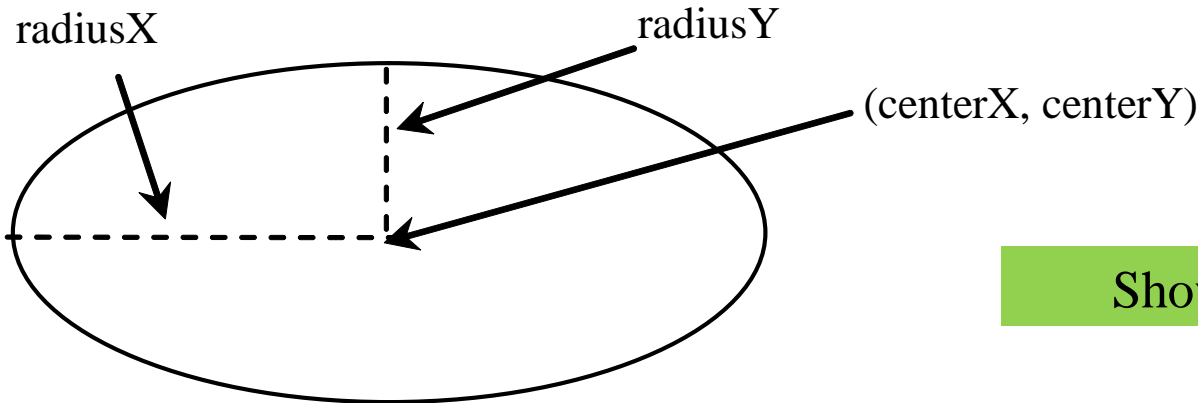
+Ellipse()
+Ellipse(x: double, y: double)
+Ellipse(x: double, y: double,
radiusX: double, radiusY:
double)

The x-coordinate of the center of the ellipse (default 0).
The y-coordinate of the center of the ellipse (default 0).
The horizontal radius of the ellipse (default: 0).
The vertical radius of the ellipse (default: 0).

Creates an empty `Ellipse`.

Creates an `Ellipse` with the specified center.

Creates an `Ellipse` with the specified center and radiuses.



ShowEllipse

Run

Arc

The getter and setter methods for property values and a getter for property itself are provided in the class, but omitted in the UML diagram for brevity.

javafx.scene.shape.Arc

-centerX: DoubleProperty
-centerY: DoubleProperty
-radiusX: DoubleProperty
-radiusY: DoubleProperty
-startAngle: DoubleProperty
-length: DoubleProperty
-type: ObjectProperty<ArcType>

+Arc()

+Arc(x: double, y: double,
radiusX: double, radiusY:
double, startAngle: double,
length: double)

The x-coordinate of the center of the ellipse (default 0).

The y-coordinate of the center of the ellipse (default 0).

The horizontal radius of the ellipse (default: 0).

The vertical radius of the ellipse (default: 0).

The start angle of the arc in degrees.

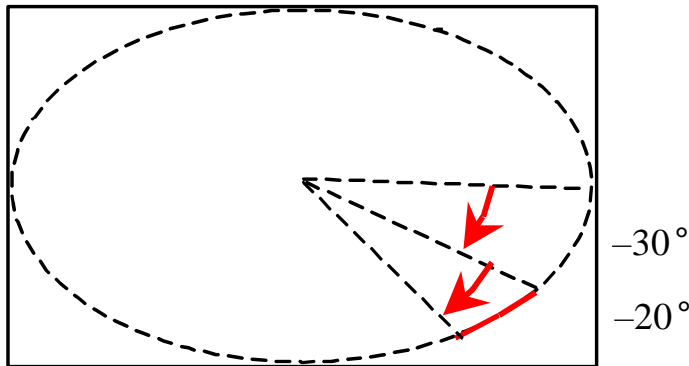
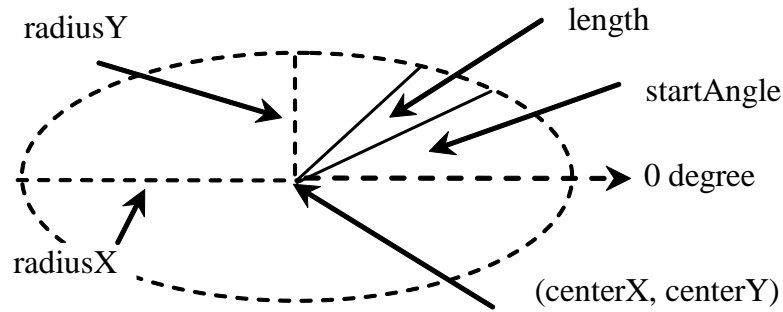
The angular extent of the arc in degrees.

The closure type of the arc (ArcType.OPEN, ArcType.CHORD, ArcType.ROUND).

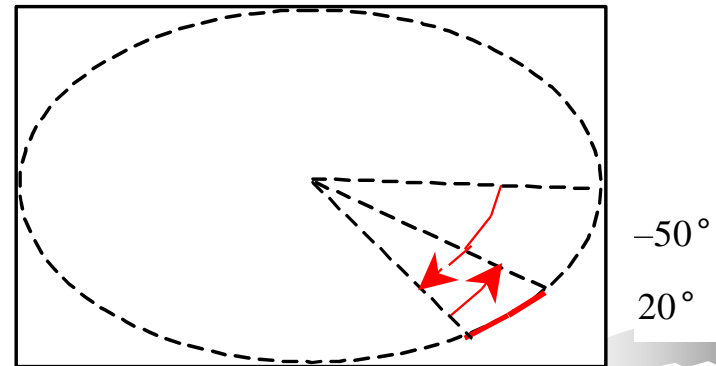
Creates an empty Arc.

Creates an Arc with the specified arguments.

Arc Examples



(a) Negative starting angle -30° and negative spanning angle -20°

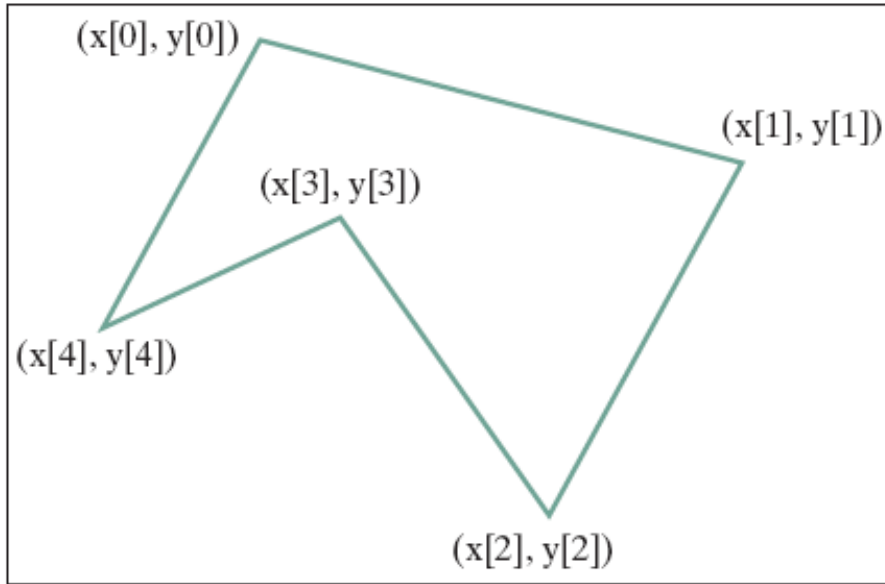


(b) Negative starting angle -50° and positive spanning angle 20°

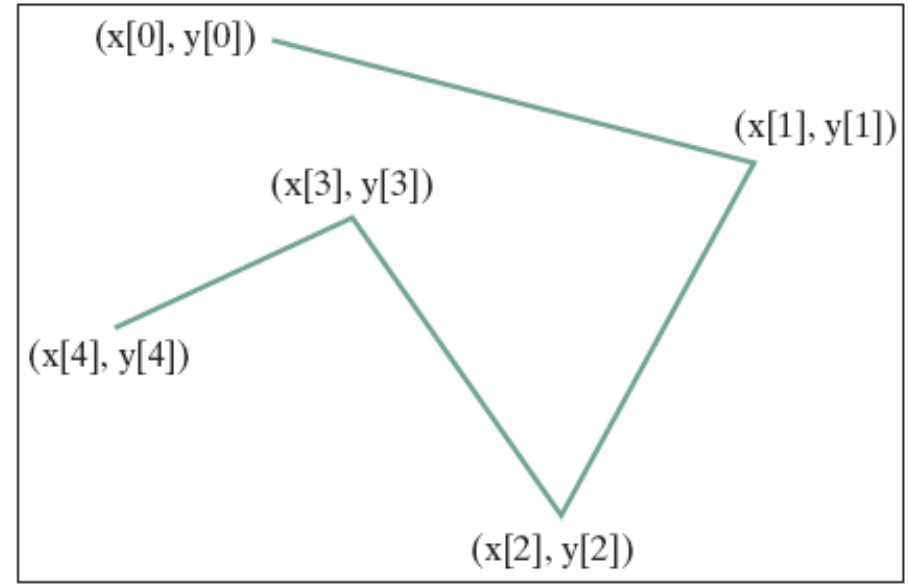
ShowArc

Run

Polygon and Polyline



(a) Polygon



(b) Polyline



Polygon

javafx.scene.shape.Polygon

```
+Polygon()  
+Polygon(double... points)  
+getPoints():  
    ObservableList<Double>
```

The `getter` and `setter` methods for property values and a `getter` for property itself are provided in the class, but omitted in the UML diagram for brevity.

Creates an empty polygon.

Creates a polygon with the given points.

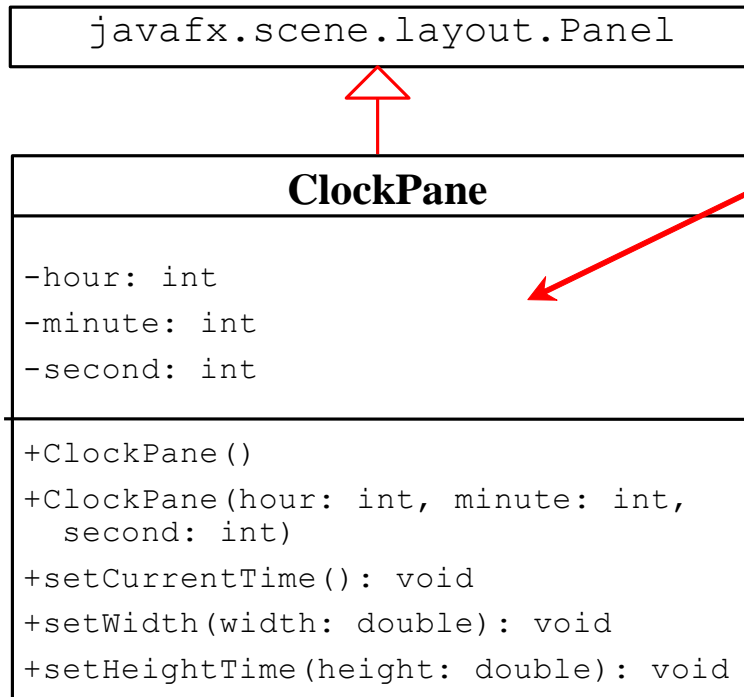
Returns a list of double values as x- and y-coordinates of the points.

ShowPolygon

Run

Case Study: The ClockPane Class

This case study develops a class that displays a clock on a pane.



The getter and setter methods for these data fields are provided in the class, but omitted in the UML diagram for brevity.

The hour in the clock.

The minute in the clock.

The second in the clock.

Constructs a default clock for the current time.

Constructs a clock with the specified time.

Sets hour, minute, and second for current time.

Sets clock pane's width and repaint the clock,

Sets clock pane's height and repaint the clock,



ClockPane

Use the ClockPane Class

